


The book was found

IOS 6 Introduction Quick Reference Guide: For iPad, iPhone, And iPod Touch (Cheat Sheet Of Instructions, Tips & Shortcuts - Laminated Guide)

iOS 6 Introduction for iPad®, iPhone®, and iPod touch®



Switching Apple® ID Accounts


1. [Tap] APP STORE
2. [Tap] FEATURED at the bottom of the screen.
3. Scroll to the very bottom of the page.
4. [Tap] APPLE ID (CURRENT SIGNED IN ACCOUNT).
5. [Tap] SIGN OUT.
6. Scroll to the very bottom of the page.
7. [Tap] SIGN IN.
8. [Tap] USE EXISTING APPLE ID.
9. Enter the EMAIL and PASSWORD for the Apple ID, and [Tap] OK.

Purchasing Apps

The iOS App Store has over 200,000 apps available to extend the features of your iOS device, many of which are free.

To find and purchase apps:

1. [Tap] APP STORE.
2. Choose FEATURED, CHARTS, CATEGORIES, or one of the other means of browsing the App Store, or enter a SEARCH.
3. [Tap] an app on the page to view a description, ratings, and other information on that app.
4. To purchase that app, [Tap] the price.
5. The price will expand to say INSTALL APP (if free) or BUY APP. [Tap] it again.
6. Enter your Apple ID password if prompted, and [Tap] OK.

Note: Apps are made either specifically for the iPad, specifically for the iPhone and iPod touch, or optimized for both. iPad apps will only run on the iPad. iPhone and iPod touch apps will also run on the iPad, but will not fit the entire screen. Apps optimized for both are designated with a  next to the price on the App Store page.

Updating Purchased Apps

As app developers release free updates to their apps, those updates will appear for download in the App Store.


1. [Tap] APP STORE.
2. [Tap] UPDATES.
3. [Tap] UPDATE to the right of the app.

Apple, Apple TV, iPad, iPhone and iPod touch are registered trademarks of Apple Inc. in the United States and other countries. iOS is a registered trademark of Apple in the United States and other countries.

Updating the iOS Version

Occasionally, updates to iOS are released, offering new features and bug fixes. The device will display a notification on screen whenever an update is available. Connect your device to a power source, and [Tap] OK. Then [Tap] DOWNLOAD AND UPDATE. The device will download and install the update, then restart itself.

Deleting an App

1. [Tap] and hold any app until all apps start to wiggle.
2. [Tap]  in the corner of the app you wish to delete.
3. [Tap] DELETE. Deleting an app removes the app as well as any user data contained within the app.

Note: The default Apple apps, like Mail or Calendar, cannot be deleted.

Organizing Apps

1. [Tap] and hold any app until all apps start to wiggle.
2. [Drag] the app to wobble.
 - Any app can be [dragged] onto the Dock (the translucent shelf at the bottom of the screen), making it accessible from any Home Screen. The Dock can hold up to six apps on an iPad, or up to four apps on an iPhone or iPod touch.
 - [Drag] the app to the left or right edge of the screen to move to the previous or next Home Screen.
3. Press the Home button to finish.

Making Folders

Apps can be grouped into folders on the Home Screen for better organization.

1. [Tap] and hold any app until all apps start to wiggle.
2. [Drag] an app onto another app you would like to group.
3. [Drag] any additional apps into the folder.
4. [Tap] in the white name field to edit the name of the folder.
5. Press the Home button to finish.

Actions and Tips	
Scroll slowly	Drag
Scroll quickly	Flisk
Undo	Shake device
Zoom In	Pinch apart
Zoom Out	Pinch together
Delete email	Swipe right when viewing list of emails
Go to Home Screen	Home Button
Go to Search Screen	Home Button (while at Home Screen)
Scroll to top of page	Tap the status bar to bring the time at the top of the screen

See a brief video of these actions at blog.livescribe.com/actions_tips

© 2012 Beech Software Services, Inc. All rights reserved.



Synopsis

4-pg laminated quick reference guide in a new, compact iPad-friendly format (8.5 inches x 5.5 inches) showing step-by-step instructions and shortcuts for how to use the iOS 6 operating system for the iPad, iPhone, or iPod touch. Includes links to expanded content on our web site. This guide is suitable as a training handout, or simply an easy to use reference guide, for any type of user. The following topics are covered: Switching Apple ID Accounts, Purchasing Apps, Updating Purchased Apps, Updating the iOS Version, Deleting an App, Organizing Apps. Making Folders, Adjusting App Settings, Multitasking, Using the Media Controls, Changing the Wallpaper, Changing Sound Settings, Joining a Wi-Fi Network, Setting a Passcode Lock. Adding an Email Account, Deleting an Email Account, Adding Facebook or Twitter Accounts, Safari Bookmarks and History, Using Siri, Adding a Webpage Link to the Home Screen, Using the Notification Center, Adjusting Notifications, Adjusting Privacy Settings, Setting Usage Restrictions. Saving an Image from a Website or an Email; Using iOS Search; Placing the Cursor in a Specific Text Location; Cut, Copy, Paste; Using the Dictionary; Accessing the Camera from the iPhone Lock Screen. Forcing a Device to Restart, Restoring a Device, Switching On Do Not Disturb Mode, Switching to Airplane Mode, Powering Off. Includes a List of Actions and Tips. This guide is one of two titles available for iOS 6: iOS 6 Introduction and iOS 6 Mail, Contacts, Calendar, Reminders.

Book Information

Pamphlet: 4 pages

Publisher: Beezix Inc. (November 6, 2012)

Language: English

ISBN-10: 1936220660

ISBN-13: 978-1936220663

Product Dimensions: 8.5 x 5.5 x 0.3 inches

Shipping Weight: 0.3 ounces

Average Customer Review: 3.0 out of 5 stars [See all reviews](#) (2 customer reviews)

Best Sellers Rank: #2,321,706 in Books (See Top 100 in Books) #88 in [Books > Computers & Technology > Mobile Phones, Tablets & E-Readers > E-Readers](#) #340 in [Books > Computers & Technology > Mobile Phones, Tablets & E-Readers > iPad](#) #428 in [Books > Computers & Technology > Mobile Phones, Tablets & E-Readers > iPhone](#)

Customer Reviews

Made the mistake of ordering this item while I was shopping for iPhone 6 accessories. Even though I

double-checked the description, when It arrived, it was a laminated product for iOS "6" which is now two generations back on the apple scene. It was irritating because it was cheap enough to not warrant a return effort, but definitely showed up on all of my double checks for "iPhone 6" even though it was a "iOS" product. It was a gift, so ended up being just an mistake, but still should not be part of an search which is a different category completely

I use these for working with Seniors in my business, the format is easy to follow and concise. Works for Seniors & Juniors!

[Download to continue reading...](#)

iOS 6 Introduction Quick Reference Guide: for iPad, iPhone, and iPod touch (Cheat Sheet of Instructions, Tips & Shortcuts - Laminated Guide) iOS 7 Mail, Contacts, Calendar, Reminders Quick Reference Guide: for iPad, iPhone, and iPod touch (Cheat Sheet of Instructions, Tips & Shortcuts - Laminated Guide) My iPad for Seniors (Covers iOS 9 for iPad Pro, all models of iPad Air and iPad mini, iPad 3rd/4th generation, and iPad 2) (3rd Edition) My iPad (Covers iOS 9 for iPad Pro, all models of iPad Air and iPad mini, iPad 3rd/4th generation, and iPad 2) (8th Edition) A Beginner's Guide to iPhone 6 and iPhone 6 Plus: (Or iPhone 4s, iPhone 5, iPhone 5c, iPhone 5s with iOS 8) Microsoft Access 2010 Introduction Quick Reference Guide (Cheat Sheet of Instructions, Tips & Shortcuts - Laminated Card) Microsoft Excel 2013 Introduction Quick Reference Guide (Cheat Sheet of Instructions, Tips & Shortcuts - Laminated Card) Microsoft Excel 2010 Introduction Quick Reference Guide (Cheat Sheet of Instructions, Tips & Shortcuts - Laminated Card) Microsoft Word 2016 Introduction Quick Reference Guide - Windows Version (Cheat Sheet of Instructions, Tips & Shortcuts - Laminated Card) Microsoft Word 2010 Introduction Quick Reference Guide (Cheat Sheet of Instructions, Tips & Shortcuts - Laminated Card) Microsoft PowerPoint 2010 Introduction Quick Reference Guide (Cheat Sheet of Instructions, Tips & Shortcuts - Laminated Card) Microsoft Word 2013 Introduction Quick Reference Guide (Cheat Sheet of Instructions, Tips & Shortcuts - Laminated Card) Microsoft Excel 2016 Business Analytics & Power BI Quick Reference Guide - Windows Version (4-page Cheat Sheet of Instructions, Tips & Shortcuts - Laminated Guide) Microsoft Access 2010 Intermediate Quick Reference Guide (Cheat Sheet of Instructions, Tips & Shortcuts - Laminated Card) Microsoft Word 2010 Advanced Quick Reference Guide (Cheat Sheet of Instructions, Tips & Shortcuts - Laminated Card) Microsoft Word 2010 Templates & Macros Quick Reference Guide (Cheat Sheet of Instructions, Tips & Shortcuts - Laminated Card) Microsoft Word 2010 Mail Merge & Forms Quick Reference Guide (Cheat Sheet of Instructions, Tips & Shortcuts - Laminated Card) Microsoft Word 2013 Templates & Forms Quick Reference Guide (Cheat Sheet of

Instructions, Tips & Shortcuts - Laminated Card) Google In-Depth: Search & Maps Quick Reference Guide (Cheat Sheet of Instructions, Tips & Shortcuts - Laminated Card) Microsoft Word 2007 Mail Merge & Forms Quick Reference Guide (Cheat Sheet of Instructions, Tips & Shortcuts - Laminated Card)

[Dmca](#)